




# MODEL H5373 1/2 HP ELECTRIC MOTOR INSTRUCTIONS

For questions or help with this product contact Tech Support at (570) 546-9663 or techsupport@grizzly.com


## Model H5373 Specifications

Power ..... 1/2 HP  
Cycle.....60 Hz  
Voltage..... 110/220V  
Prewired Voltage ..... 110V  
Amps .....8A/4A  
Speed ..... 1725 RPM  
Phase ..... Single-Phase  
Class..... B



### ! WARNING

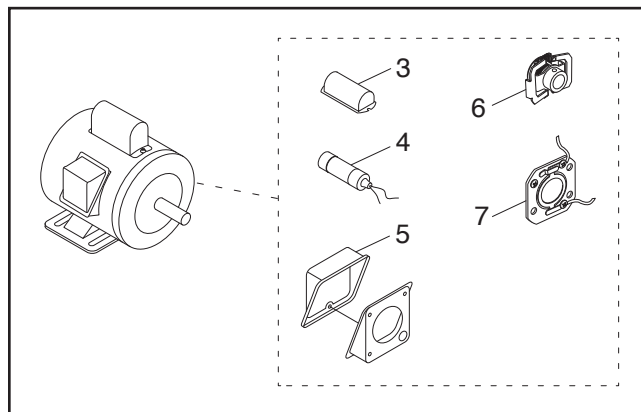
Electrocution or fire could result if this motor is not grounded correctly or if your wire connections do not comply with local and state codes. Ensure compliance by checking with a qualified electrician!



### ! WARNING

Disconnect power when replacing motor. Failure to do this may result in serious personal injury.

## Replaceable Parts



### REF PART # DESCRIPTION

3	PH5373003	S CAPACITOR COVER
4	PH5373004	S CAPACITOR 200M 125V 1-1/2 X 2-3/8
5	PH5373005	JUNCTION BOX
6	PH5373006	CENTRIFUGAL SWITCH
7	PH5373007	CONTACT PLATE

## Making Wire Connections

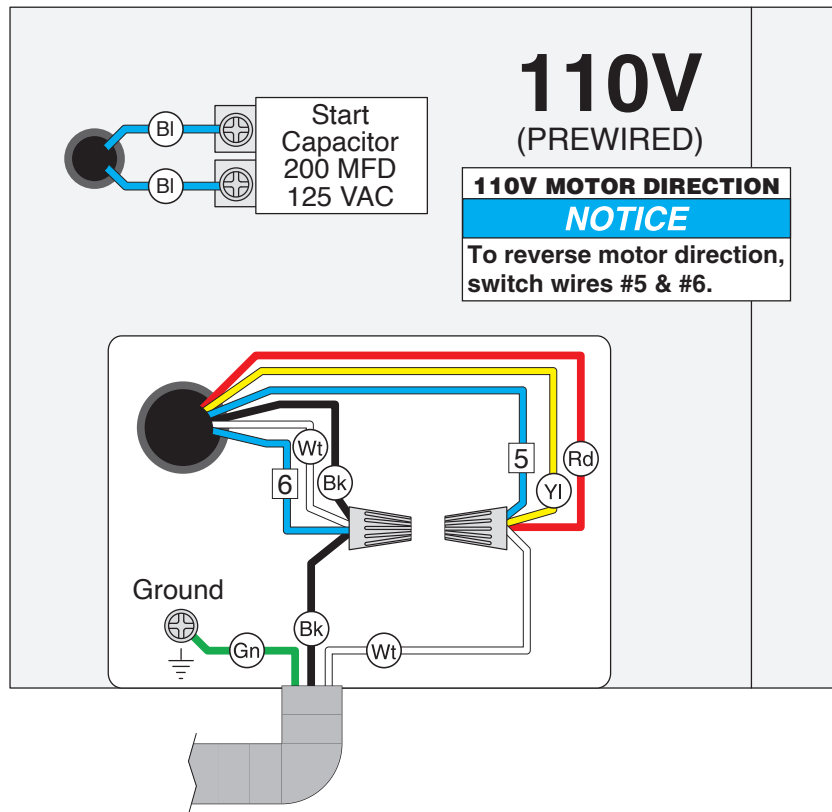
If you are unsure how to attach wires to terminals, DO NOT continue. Contact an electrician for assistance. Connecting wires improperly may cause them to come loose or contact other wires, which can cause electrocution, fire, or a short.

COPYRIGHT © DECEMBER, 2007 BY GRIZZLY INDUSTRIAL, INC., REVISED NOVEMBER, 2024 (LW)  
NO PORTION OF THIS INSTRUCTION SHEET MAY BE REPRODUCED IN ANY SHAPE  
OR FORM WITHOUT THE WRITTEN APPROVAL OF GRIZZLY INDUSTRIAL, INC.  
(FOR MODELS MFD. SINCE 11/24) #JB10230 PRINTED IN TAIWAN

V2.11.24

\*\*\*Keep for Future Reference\*\*\*

# H5373 Wiring Diagram

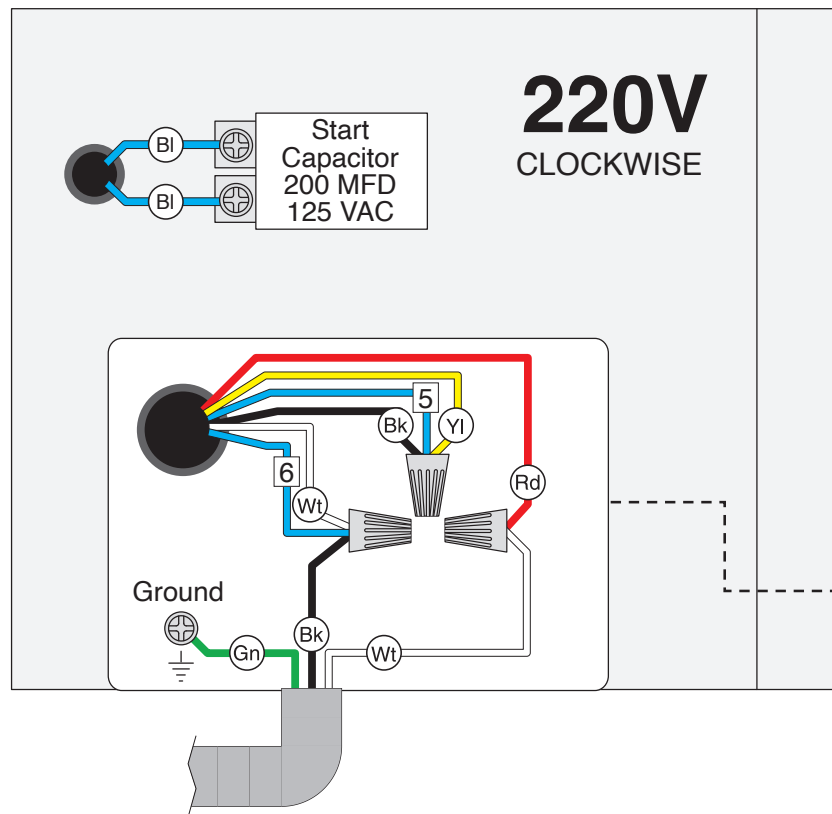


**COLOR KEY**

BLACK	Bk
WHITE	Wt
GREEN	Gn
RED	Rd
YELLOW	Yl
BLUE	BI

**NOTICE**

The motor wiring shown here is current at the time of printing, but it may not match your motor. Always use the wiring diagram inside the motor junction box.



**220V**  
COUNTERCLOCKWISE

